



**K.L.E. SOCIETY'S**  
**S.V.S. BELLUBBI ARTS & COMMERCE COLLEGE SAUNDATTI - 591126**  
**DISTRICT: BELAGAVI STATE: KARNATAKA**  
 Accredited 'A' Grade by NAAC in 4<sup>th</sup> Cycle

Phone: 08330-222311, 222511  
 Fax: 08330-223716


E-mail: klesvsbellubbicollege@gmail.com  
 Website: www.klesvsbcs.edu.in

## Result Analysis of Student Satisfaction Survey 2022-23

Particulars	Students Response					Total (N)	Weighted Response					Sum of Weight AGE (Erw)	Score (Erw/n)
	4	3	2	1	0		4	3	2	1	0		
1. How much of the syllabus was covered in the class?	166	20	3	0	0	189	664	60	6	0	0	730	3.86
2. How well did the teachers prepare for the classes?	121	61	3	2	2	189	484	183	6	2	0	675	3.57
3. How well were the teachers able to communicate?	154	31	2	1	1	189	616	93	4	1	0	714	3.78
4. The teachers approach to teaching can best be described as .	131	44	12	1	1	189	524	132	24	1	0	681	3.60
5. Fairness of the internal evaluation process by the teachers.	137	48	1	3	0	189	548	144	2	3	0	697	3.69
6. Was your performance in assignments discussed with you?	156	24	7	2	0	189	624	72	14	2	0	712	3.77
7. The institute takes active interest In promoting internship, student exchange, field visit opportunities for students.	128	33	18	5	5	189	512	99	36	5	0	652	3.45
8. The teaching and mentoring process in your institution facilitates you in cognitive, social and emotional growth.	116	60	9	2	2	189	464	180	18	2	0	664	3.51
9. The institution provides multiple opportunities to learn and grow.	125	54	6	4	0	189	500	162	12	4	0	678	3.59
10. Teachers inform you about you expected competencies, course outcomes and programme outcomes.	152	30	7	0	0	189	608	90	14	0	0	712	3.77
11. Your mentor does a necessary follow-up with an assigned task to you.	146	32	8	3	0	189	584	96	16	3	0	699	3.70
12. The teachers illustrate the concepts through examples and applications.	161	25	1	2	0	189	644	75	2	2	0	723	3.83
13. The teachers identify your strengths and encourage you with providing right level of challenges.	158	22	7	2	0	189	632	66	14	2	0	714	3.78
14. Teachers are able to identify your weaknesses and help you to overcome them.	145	35	7	1	1	189	580	105	14	1	0	700	3.70
15. The institution makes effort to engage students in the monitoring, review and continuous quality improvement of the teaching learning process.	131	51	6	1	0	189	524	153	12	1	0	690	3.65

16. The institution /teachers use student centric methods. Such as experiential learning, participative learning and problem solving methodologies for enhancing learning experiences.	131	51	4	3	0	189	524	153	8	3	0	688	3.64
17. Teachers encourage you to participate in extracurricular activities.	142	39	6	2	0	189	568	117	12	2	0	699	3.70
18. Efforts are made by the institute/teachers to inculcate soft skills, life skills and employability skills to make you ready for the world of work.	134	42	7	5	1	189	536	126	14	5	0	681	3.60
19. What percentage of teachers use ICT tool such as LCD projector, Multimedia, etc. While teaching?	85	82	12	5	5	189	340	246	24	5	0	615	3.25
20. The overall quality of teaching - learning process in your institute is very good.	131	48	8	2	0	189	524	144	16	2	0	686	3.63
													73.07
													3.65

Analysis was made for every question till question number 20. Excluding question number 21 regarding students' suggestion. The study adopted 4 to 0 range to find out the satisfaction level, in the below table, 3,4 is the satisfaction level of the college which shows that the majority of the students were satisfied about our college facilities.

  
**Dr. Arundhati F. Badami**  
 Convenor, Criterion-II

  
**Smt. Afreen Hallur**  
 IQAC Coordinator

  
**Prof. Maruti A. Dombar**  
 Principal

**K.L.E. Society's S.V.S. Bellubbi**  
**Arts & Commerce College, Saundatti**



K.L.E. SOCIETY'S  
S.V.S. BELLUBBI ARTS & COMMERCE COLLEGE SAUNDATTI - 591126  
DISTRICT: BELAGAVI STATE: KARNATAKA  
Accredited 'A' Grade by NAAC in 4<sup>th</sup> Cycle

Phone: 08330-222311, 222511  
Fax: 08330-223716

E-mail: klesvsbellubbicollege@gmail.com  
Website: www.klesvsbcs.edu.in

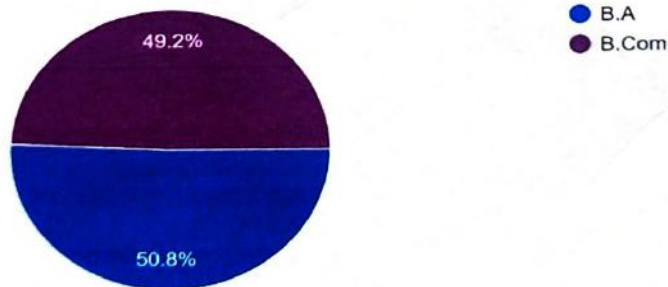
## STUDENT SATISFACTION SURVEY - 2022-23

Student's Satisfactory Survey was conducted for the academic year 2022-23. In the survey 189 students were participated and this data was used for analysis of students' satisfaction survey.

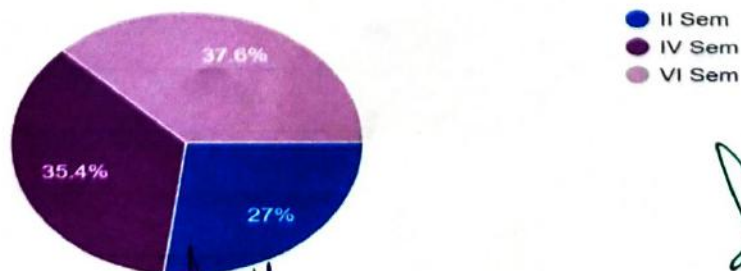
### Composition of selected students is as under

Sl.No	Programme Name	No. of Students
01	B.A	96
02	B.Com	93
<b>Total</b>		<b>189</b>

Course  
189 responses



Semester  
189 responses



*Principal*  
K.L.E. Society's S.V.S. Bellubbi  
Arts & Commerce College, Saundatti

*Principal*  
**PRINCIPAL**  
K.L.E. Society's S.V.S. Bellubbi  
Arts & Com College, Saundatti